














S9X OPERATION MANUAL



Bluetooth name: S9X

	Function	Status	Operation instruction	LED	Voice
 Power on/off	Charging	/	Connect charging cable to charge	Charging: red and blue light on	/
	Power on	power off	 Press & hold 5s	Flash in blue and red light	Welcome
	Power off	Power on	 Press & hold 5s	Red light on	Power off
	Automatic power off after 5minutes without connection	/	/	/	Power off
 Call Function	Answer	Incoming call	 Briefly press	Flash in blue	Tones same with phone
	Hang up	During phone call	 Briefly press	Flash in blue	
	Reject	Incoming call	 Press twice	Flash in blue	
	Redial	Standby	 Press twice quickly	Flash in blue	Redial the last number
	Volume +	During phone call	 Briefly press	/	
	Volume -	During phone call	 Briefly press	/	
	Voice command	Standby	 Press twice quickly	Flash in blue	Voice command
	Manual/automatic pick up	Standby	 +  Press at the same time	Flash in blue	Turn on/off automatic pick up